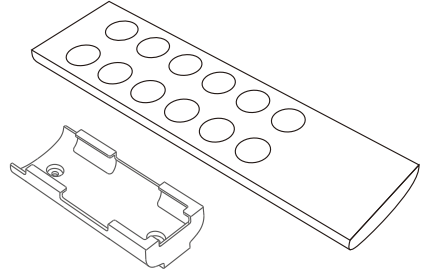


- 12 keys remote control.
- RF 2.4GHz wireless signal.
- Work with F4-3A/F4-5A/F4-CC wireless drivers to control LED fixtures.
- EX series touch panel optional.



Main Characteristics

Model	F1	F2	F3	F4
Remote Option	Dimming	Color temperature	RGB	RGBW
Working Voltage	3Vdc (Battery CR2032)			
Wireless Frequency	2.4GHz			
Working Temperature	-20 -55			
Dimensions	L145xW40xH12(mm)			
Package Size	L150xW46xH18(mm)			
Weight(G.W.)	85g			

Operating Instruction for Remote

F1

Indicator light

- On/Off
- Brightness-
- Brightness shortcut key
- Cancel delay off
- Night light mode
- Brightness+
- Delay off
- Scene keys

F2

Indicator light

- On/Off
- Brightness-
- CT-/+
- Sunrise
- Sunset
- Delay off
- Brightness+
- Daylight
- Night-light
- Scene keys

F3

Indicator light

Mode

- Static Red
- Static Green
- Static Blue
- Static Yellow
- Static Purple
- Static Cyan
- Static White
- RGB jumping
- 7 Colors jumping
10. RGB smooth
11. 7 Colors smooth

- On/Off
- Brightness/Speed-
- Color-/+
- Red/Green/Blue LED keys
- Mode Key
- Saturation
- Scene-mode keys

F4

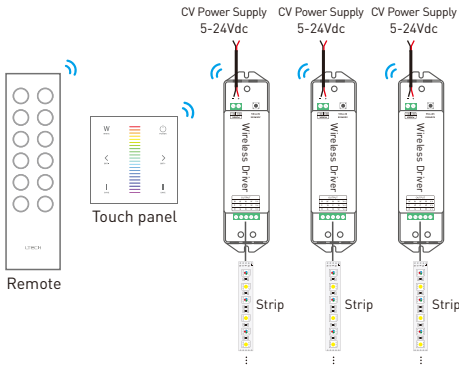
Indicator light

Mode

- Static Red
- Static Green
- Static Blue
- Static Yellow
- Static Purple
- Static Cyan
- Static White
- RGB jumping
- 7 Colors jumping
10. RGB smooth
11. 7 Colors smooth
- Static Black (only turn off RGB)

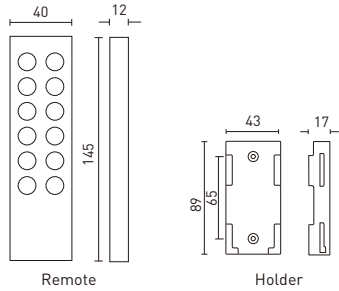
- On/Off
- Brightness/Speed-
- Color-/+
- Red/Green/Blue/White LED keys
- Mode Key
- Scene-mode keys

Wiring Diagram



Dimensions

Unit : mm



F series remote can control wireless driver directly, please refer to the manual of wireless driver for match code method.

F series remote can work with EX series touch panel, please refer to the manual of touch panel for match code method.

Match/Clear code between remotes

1. Assuming that B match up with A. Short press the bottom two keys of B simultaneously, the indicator light keeps on after release.



2. Then press any key on A in 5 seconds. When the indicator light of B turns off, match successfully.



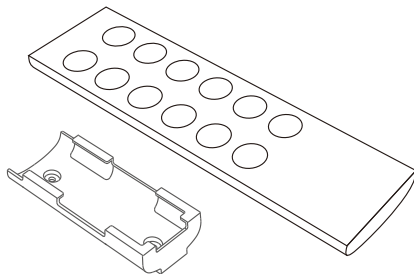
Clear code

Press the bottom two keys of remote simultaneously (about 10 seconds) until the indicator light keeps on, deactivated the matching successfully.



2.4GHz RF 遥控器

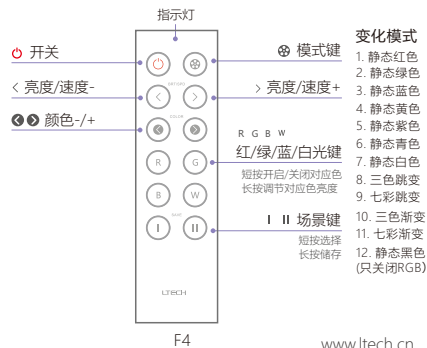
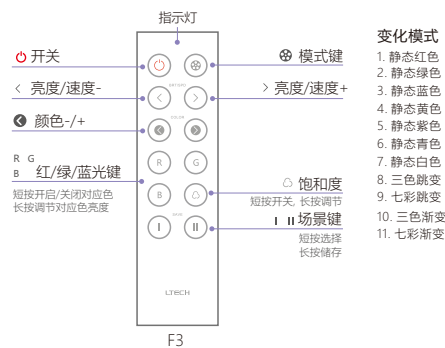
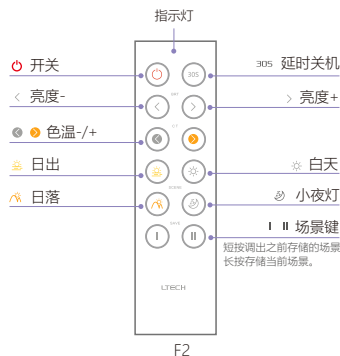
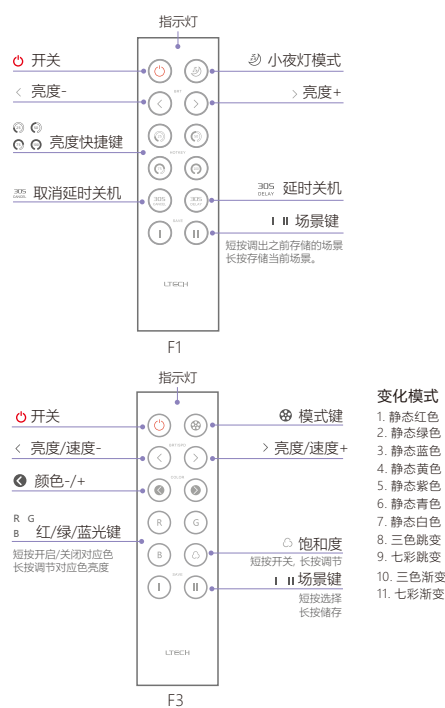
- 12键遥控器
- RF 2.4GHz 无线信号
- 结合F4-3A/F4-5A/F4-CC无线驱动器实现对LED灯具的控制
- 可与EX面板配合，实现对LED灯具的控制



技术参数:

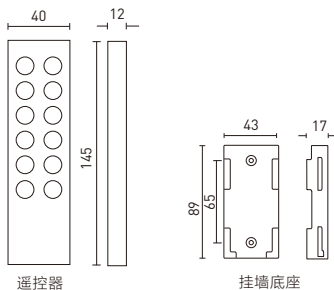
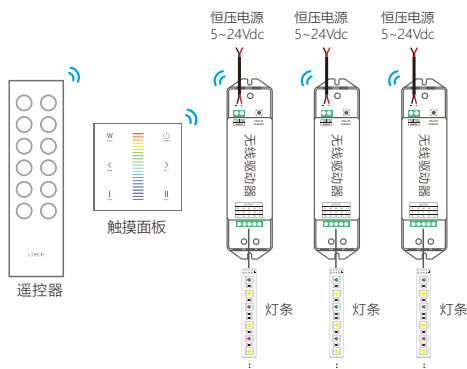
型号	F1	F2	F3	F4
遥控类型	调光	色温	RGB	RGBW
工作电压	3Vdc (纽扣电池CR2032)			
无线频率	2.4GHz			
工作温度	-20°C ~ 55°C			
产品尺寸	L145×W40×H12(mm)			
包装尺寸	L150×W46×H18(mm)			
重量(毛重)	85克			

遥控按键功能:



连线示意图:

尺寸图: 单位: mm



F系列遥控器可直接控制无线驱动器, 对码方法请查阅无线驱动器说明书。

F系列遥控器可与EX系列触摸面板配合使用, 对码方法请查阅触摸面板说明书。

遥控器之间的对码

1. 假设 B 学习 A, 同时短按 B 最下面的两个键, 松开后指示灯长亮。



2. 5秒内按下 A 任意键, B 遥控器指示灯闪烁2次, 学习成功。



遥控器清码

同时长按遥控器最下面两个键 (约10秒), 直到指示灯长亮, 删除成功。

